

CHILD DEVELOPMENT DAYHOMES OF ALBERTA

MAY 2011

Provider Feature: Narinder

Narinder's children love to be creative and dramatic in their costumes.

Narinder provides lots of space for pretend play so the children can use their imaginations!



FIELD TRIP IDEAS:

Take the children to the local flower shop garden centers to view all the flowers. This is a wonderful opportunity for them to learn about caring and nurturing plants. Ask the florists to provide some information for them. Then you could plant your own seeds and watch them grow.



This is also a good time to discuss [gardening](#) safety and poisonous plants.



Asha and Marie,

Happy 1st Anniversary

Fatime



May is "Early Literacy"

Children prepare to read long before they enter school - early literacy is everything children know about reading and writing before they can actually read and write. Early literacy is a baby who chews on a book, a toddler who wants his favorite book read over and over, and a preschooler who "reads" the story to you from memory.

Children develop much of their capacity for learning in the first three years of life, when their brains grow to 90 percent of their eventual adult weight.

You are the key to your child's success in learning to read. When you read, talk or play with your child, you're stimulating the growth of your child's brain and building the connections that will become the building blocks for reading. Brain development research shows that reading aloud to your child every day increases his brain's capacity for language and literacy skills and is **the most important thing you can do to prepare him for learning to read**



Child Portfolio Checklist


For the month of **MAY** you should be filing a sample of your **Childs Painting**

Don't forget to name and date your children's examples.

Apart from standard painting with paintbrushes there are a vast number of creative paint projects that your kids can do simply using household objects. Straws, rags, hands and feet, and even vegetables can be used.

When selecting paints it is advisable to avoid watercolors for younger children. Toddlers are better suited to poster paints, paint blocks, or powder paints which can be thickened with flour or soap flakes. Children of around 2-3 years old only need one color to paint with. Slightly older kids are better with two to four colors, each in a separate non-spill pot with its own brush.

Your kids will love nothing more than your praise and seeing their creations being hung!



GROSS MOTOR Activity :

A motor skill is an action that involves the movement of muscles in your body. Gross motor skills are larger movements involving the arm, leg, or feet muscles or the entire body — things like crawling, running, and jumping are gross motor skills.

Playing tag or other classic backyard games, such as Follow the Leader, Red Light/Green Light, Tails, or Simon Says (avoid or modify games that force kids to sit still or to be eliminated from play, such as Duck Duck Goose or musical chairs).

Sometimes you get discouraged ,because I am so small
And always leave dirty marks on furniture and walls.
But every day I'm growing, I'll be grown up some day
And all those little dirty marks will all have gone away.
As I grow, I'll change a lot, the years will fly right by.
You'll wonder how I grew so quick

When and where and why?

I may be still very small

But this I'd like to say

I love you very, very BIG

Happy Mothers Day!

Written by a child



UPCOMING EVENTS

Fort McMurray Laughter Club

May 15th, 2011 @ 3:00-4:00pm
monthly meeting. All ages welcome!
Join us and laugh for no reason!

For more information contact:



ananda center for balance
Ph. 780.747.3857
www.anandacenter.ca

May is

**"PROVIDER APPRECIATION"
Month**

This is the time to recognize your Childcare Provider and let her know how important she is to you!

- Get together with other parents to come up with a special idea.
- Send flowers a card or special note
- Bring breakfast or lunch for her and the children.
- Work with your child to make something special.
- Buy something for your providers playspace.
- Give your provider time off or a bonus.
- Key into your providers hobby, get her supplies.

Relationship Ablaze

**FREE Informational Workshop
Relationship Enhancement**

- Communication skills
- Meditation
- Mentoring
- Pre-Marital Education
- Stages of Marriage

May 17, 2011 Timberlea HUB
May 18, 2011 Downtown HUB
To register . 780-713-9375
info@relationshipsablaze.ca

**Family Safety
Day**

Casman Center
Saturday May 7th
11am –3pm
Lot's of great
activities for the family!



St. John Ambulance
SAVING LIVES
at work, home and play














Next First Aid in Child Care
MAY 28 & 29, 2010
8 am—5 pm
register 780-743-0991





May 2011



Sun	Mon	Tue	Wed	Thu	Fri	Sat
1 	2 Encourage children to play instruments to their favorite songs while singing along.	3 Play "Simon Says". One child instructs the others to perform actions such as "Simon says.... dance with the person next to you" Encourage the children to follow the directions; allow other children to be Simon so everyone gets a turn.	4	5 Sing the song "B-I-N-G-O"	6 Place colored ice in the water table. Observe with the children the changes to the ice and the color mixtures that happen over time	7 
8 	9 Set up a puppet theatre and multicultural puppets for the children to explore.	10 Play "I Spy". One child says "I spy with my little eye, something that is..... BLUE" Everyone has to guess what the person is pointing out that is blue.	11	12 Read, Alligators All Around: An Alphabet by Maurice Sendak	13 Paint to music. Alternate the music (fast, slow, with a beat etc).	14 
15 	16 Place baby dolls in the water table with soap and cloths. Supply towels for drying.	17 For snack-time: Sort small foods such as dry cereals and cut up fruits and veggies. Give each child their own plate. Encourage the children to pick up food they want with the chopsticks and place it on their plate, then try eating with the chopsticks too.	18	19 Give the children colored felt and encourage them to cut out shapes. Supply a felt board for the children to use their imaginations and create their own pictures on.	20	21 
22 	23 	24 Supply children with scissors, construction paper, glue and magazines. Encourage the children to cut out pictures of favorite things from the magazines and glue on the paper. Then, staple the pages together to a create a special "dayhome" favorites book. Add this book to your Quiet space.	25	26 Go on a nature walk with the children. Ask the children what they see and hear. Ask them to look for certain things (eg: 3 pine cones, or 2 birds).	27 Encourage the children to explore magnetic letters on a metal cooking sheet	28 
29 	30 Add empty food boxes and containers with their labels still on, to the house corner for dramatic play	31 Sing the song "Down by the Bay"	~ATTENDANCE RECORDS ARE DUE ON MAY 23/2011~			



June 2011



Sun	Mon	Tue	Wed	Thu	Fri	Sat
			1 Sing: Five Little Speckled Frogs	2 Set out stencils with shapes, pencil crayons and paper	3 Create hopscotch outside using sidewalk chalk	4
5	6 Place large foam numbers in the sand and supply buckets and shovels for children to dig up and collect the letters	7 Make banana bread with the children. Measure, mix and bake the ingredients	8 Encourage the children to tell you how old they are and chart their ages on poster board to display	9 With toddlers, make hand and foot prints with paint and count their fingers and toes with them	10 Stack blocks with the children. Count the number of blocks while building a	11
12	13 Place measuring cups and spoons in the water table for the children to explore with	14 Place magnetic numbers on the fridge for exploration	15 Read: Five Little Monkeys Jumping On A Bed by Eileen Christelow	16 Place fake money, a cash register, empty food boxes/containers, shopping bags/baskets, flyers and wallets in a "Grocery store" Dramatic Play area	17	18
19	20 Learn how to count to 10 in Spanish: http://spanish.about.com/cs/vocabulary/ht/	21 Favorite Play Dough: Mix and knead 2 cups of flour, 1 cup of salt, 1 cup of hot water, 2 tablespoons of oil and food coloring. Set out the play dough and show the children how to roll snakes. Use the snakes to form numbers.	22	23 Give the children a variety of small objects (such as blocks, toys, crayons). Supply a sorting tray for the children to sort the objects by color or size, type, etc	24	25
26	27 Sort large wooden beads by color in a muffin tin. Encourage the children to create their own patterns by stringing them onto a shoelace	28 Cut pieces of colored felt in different shapes. Make sure there are two pieces of each color and of each shape. Lay them out on the table and encourage the children to match up the pieces by color then by shape	29	30 Lay out mega blocks for the children to explore. Colored, attachable blocks reinforces math concepts such as colors, counting and size classification	~ATTENDANCE RECORDS ARE DUE ON: JUNE 17	