


# CHILD DEVELOPMENT DAYHOMES



June 2011

[www.childdev.com](http://www.childdev.com)

## June Workshop: Math Magical Fun!



June 7: 9:30—11:30

Mayfield Community League 10941—161 Street

Join us for a morning of fun math activities

Providers, children, and parents are welcome


RSVP to 780-444-2288

## July Multicultural Workshop

Date and Location to be announced



## Multicultural Activity



### The Tarantella

This game is actually a favorite dance in Italy. Teach the children this verse and dance together.

*Step to the right; then hop.*

*Step to the left; then hop with that foot as you swing your right foot in front.*

Young children may turn hops into jumps, but that's OK. Just turn on some music and enjoy the dance

Read more: <http://www.brighthub.com/education/early-childhood/articles/69448.aspx#ixzz1NwNTR1MV>





## Provider Spotlight—Jacqueline Campeau

There is never a dull moment in Jaki's dayhome. Each day brings new experiences and adventures for the children. They go on weekly field trips to the library, parks and museums. You can find them outdoors playing or on playdates with other dayhomes. Stories and crafts are always shown to me with enthusiasm.

Jaki encourages the children and praises them with high 5's and hugs and the smiles on their faces are priceless. During one of my after-school visits, Jaki and the children had baked, eaten snack, played outdoors and painted all within an hour. Things like this are an everyday occurrence.

On behalf of the families in your care, we would like to thank you for all you do.

Child Development is extremely lucky to have you. Your hard work and dedication is greatly appreciated.



### Get Muddy! June 29 is the International day of Mud!

#### Aboriginal Day, Celebrating Our Culture

The celebration recognizes the gifts and attributes that are represented in the Aboriginal communities that have contributed to the history of our Nation.


The Aboriginal Day Celebration is a gathering that is hosted by partners throughout the region. Families and community members are invited to take part in the activities. Singing, drumming, and crafts are a few of the featured activities. There will be food, entertainment, refreshments and an opportunity to take part in our Aboriginal Day celebration.

Date: June 17, 2011, 9:00 a.m. - 2:00 p.m.

Location: Glenn Hall Arena, 5300-52 Street, Stony Plain

Cost: Free

For further information or to RSVP, contact Angela Lyttle by phone at 780-968-3561 or by email at [aboriginal.day@gov.ab.ca](mailto:aboriginal.day@gov.ab.ca).



## Congratulations!

To the following providers celebrating their Anniversaries with  
Child Development Dayhomes in the month of June

Bibi Shah	12 years!		Narinder Arora	3 years
Lenie Dela Cruz	11 years!		Shazia Amir	3 years
Moorsheda Begum	7 years		Laura Armstrong	2 years
Tanya Mahlitz	5 years		Su Min Oh	1 year
Saira Zaidi	3 years		Asiya Qasim	1 year
Nicole Mochid	3 years		Brenda Rosery	1 year
Diana Hassan	3 years		Lizelle Lepatourel	1 year
Sherry Bagheritari	3 years			

## Outdoor Activity Winner: Rukhsana Panhwer!

### Portfolio Reminder: June

Remember to include a sample of each children's cutting or ripping in their portfolio files



### Toddler Activities by Megan Ferbey!

#### Paint with Water

On a hot day, take out small containers of water and a variety of different sized brushes, different shaped sponges and various rollers.

Allow the children to paint with the water.

(I know the activity is simple but my friend who worked in a toddler room did this at least once a week with them in the playground. Toddlers love it)



## Active Albert's

June 5: Water Play Park Open for the Season!  
Open daily from 10 am—7 pm weather permitting



Now that spring has finally arrived why not take a trip to the St. Albert Botanical Gardens. Watch the flowers begin to grow, do a flower hunt, or simply have a picnic.

265 Sturgeon Road, 780-458-7163. Or you can visit [www.stalbertbotanicpark.com](http://www.stalbertbotanicpark.com)



## Field Trip Ideas



Take the children on the LRT for a day trip. Before the ride have the children look at a map of the LRT system. Assist them with creating their own map of the LRT system. Bring the maps along for the ride. Great way to explore the city, learn about trip planning and sequencing.



## Cooking with Children by Megan Ferbey!

### Ooh-La-La Cheese Soufflé

- 2 cups mashed potatoes
- 1 1/2 cups cheddar cheese, shredded
- 1/2 cup parmesan cheese, grated
- 1 teaspoon salt
- 1/2 teaspoon pepper
- 1 1/2 cups milk
- 6 eggs, separated

Preheat oven to 375F degrees (190C degrees).

In a large bowl, mix together potatoes, cheeses, salt and pepper, and egg yolks.

Add milk to mixture and stir. In a separate

bowl, add egg whites and whip using a whisk or electric mixer until stiff.

Add whipped eggs to cheese mixture and stir.

Pour into a greased soufflé dish and bake in oven for 45-50 minutes.

Soufflé should "poof" up and top should be a beautiful golden brown.

Remove from oven and serve immediately

My preschoolers loved making this. Lots of mixing and involvement. They loved seeing the outcome of it poofed up



## Bouquet!

Our provider is Mahira Shahab. We knew Mahira few years prior to sending our 8 month old daughter, Sadiya to her day home. Mahira has a genuine, honest, sincere and caring nature and treats Sadiya as if part of her family. We remember Mahira saying that the entire family misses Sadiya during weekends and looks forward to having her on a Monday. Thanks to Almighty that we can go to our jobs every day and never have to worry about the well being of Sadiya. We could not imagine trusting anyone other than Mahira.

Thanks, Fatheema and Subhan.



## Congratulations!

To the following Family Child Care Training Graduates:



Maria Dumbrique

Chadel Salud

Darlene Galacgac

Tammy Warawa

Lalaine Daniva

## For Free!

Teeter Totter

Ride-in car

Push/walking toy cars for Toddlers

Please contact Jurgen 780-444-0815

## PROPBOXES AVAILABLE

Trucks and Cars

Trucks and Cars #2

Sand Play #2

Writing #1

Writing #2

Blocks #2

Fire Station #1

Games #2

Math #3

Math #4

Arts and Crafts #4

Wood Working #1

Under the Sea #2

Dolls #1

\*PLEASE CONTACT MEGAN @ THE OFFICE TO CHECK OUT A PROP BOX TO BE DELIEVERED BY YOUR CONSULTANT ON YOUR VISIT OR ON YOUR QUALITY ENHANCEMENT VISIT!

## First Aid in Child Care Recertification Course:

June 11

Call

780-444-2288

To register



## Challenging Behaviour

In her article, "We Are All in this Together: Supporting Children's Social Emotional Development and Addressing Challenging Behavior," Mary Louise Hemmeter suggests programs should develop appropriate guidance practices for children based on the following philosophy statements:

- Children are in the process of learning acceptable behavior.
- An effective guidance approach is preventative because it respects feelings while addressing behavior.
- Adults seek to understand reasons for children's behavior.
- A supportive relationship between an adult and a child is the most critical component of effective guidance.
- Adults use forms of guidance and group management that help children learn self-control and responsiveness to the needs of others.
- Adults model appropriate expressions of their feelings.
- Adults make needed adjustments to a child's environment or schedule to meet his or her needs.

## Singing to children may help development of language skills

Parents should sing to their children every day to avoid language problems developing in later life. Too much emphasis in the early years is placed on reading, writing and numeracy, and not enough on the benefits of singing, according to Sally Goddard Blythe, a consultant in neuro-developmental education.

Singing traditional lullabies and nursery rhymes to babies and infants before they learn to speak, is "an essential precursor to later educational success and emotional wellbeing. Song is a special type of speech. Lullabies, songs and rhymes of every culture carry the 'signature' melodies and inflections of a mother tongue, preparing a child's ear, voice and brain for language." Listening to, and singing along with rhymes and songs uses and develops both sides of the brain.

"Children's response to live music is different from recorded music," she said. "Babies are particularly responsive when the music comes directly from the parent. Singing along with a parent is for the development of reciprocal communication."

"Music assists in the development of a child's speech," he said. "Singing nursery rhymes and simple songs teaches children how language is constructed and assists with the acquisition of language. Singing songs with your child will also teach them about tone, beat and rhythm.

"Even better than just singing, though, is to teach songs with actions and encourage your child to dance along to the music, they will learn balance, co-ordination, body awareness and rhythm," he said.



# June 2011



Sun	Mon	Tue	Wed	Thu	Fri	Sat
			<b>1</b> Sing: Five Little Speckled Frogs	<b>2</b> Set out stencils with shapes, pencil crayons and paper	<b>3</b> Create hopscotch outside using sidewalk chalk	<b>4</b>
<b>5</b>	<b>6</b> Place large foam numbers in the sand and supply buckets and shovels for children to dig up and collect the letters	<b>7</b> Make banana bread with the children. Measure, mix and bake the ingredients	<b>8</b> Encourage the children to tell you how old they are and chart their ages on poster board to display	<b>9</b> With toddlers, make hand and foot prints with paint and count their fingers and toes with them	<b>10</b> Stack blocks with the children. Count the number of blocks while building a	<b>11</b>
<b>12</b>	<b>13</b> Place measuring cups and spoons in the water table for the children to explore with	<b>14</b> Place magnetic numbers on the fridge for exploration	<b>15</b> Read: Five Little Monkeys Jumping On A Bed by Eileen Christelow	<b>16</b> Place fake money, a cash register, empty food boxes/containers, shopping bags/baskets, flyers and wallets in a "Grocery store" Dramatic Play area	<b>17</b>	<b>18</b>
<b>19</b>	<b>20</b> Learn how to count to 10 in Spanish: <a href="http://spanish.about.com/cs/vocabulary/ht/">http://spanish.about.com/cs/vocabulary/ht/</a>	<b>21</b> Favorite Play Dough: Mix and knead 2 cups of flour, 1 cup of salt, 1 cup of hot water, 2 tablespoons of oil and food coloring. Set out the play dough and show the children how to roll snakes. Use the snakes to form numbers.	<b>22</b>	<b>23</b> Give the children a variety of small objects (such as blocks, toys, crayons). Supply a sorting tray for the children to sort the objects by color or size, type, etc	<b>24</b>	<b>25</b>
<b>26</b>	<b>27</b> Sort large wooden beads by color in a muffin tin. Encourage the children to create their own patterns by stringing them onto a shoelace	<b>28</b> Cut pieces of colored felt in different shapes. Make sure there are two pieces of each color and of each shape. Lay them out on the table and encourage the children to match up the pieces by color then by shape	<b>29</b>	<b>30</b> Lay out mega blocks for the children to explore. Colored, attachable blocks reinforces math concepts such as colors, counting and size classification	<b>~ATTENDANCE RECORDS ARE DUE ON: JUNE 17</b>	



# July 2011



Sun	Mon	Tue	Wed	Thu	Fri	Sat	
						1 ~Agency Closed~	2 Collect leaves on a nature walk and construct Canada Day collages with them using white and red glue
3	4 Go for a field visit with the children to a grocery store such as Lucky 97, All India Grocery, Italian Bakery, etc. Buy foods and prepare an ethnic lunch with the children	5	6 Read: "Who You Are" by Mem Fox	7 Create Native ceremonial drums– Using reusable string, leather, feathers and using paints, encourage the children to decorate clean coffee cans. After dry, encourage the children to drum on them using dowels or sticks from trees in the park	8	9	
10	11 Using air dry clay encourage the children to create Mexican pottery. Add supplies such as plastic knives and old combs. Allow their creations to harden then paint using liquid paints	12	13 Play Folk music and supply various scarves as props for the children to use to dance with	14 Make Mango Lassi-India (A chilled yogurt drink named Lassi, that is a favorite in India). In a blender process 2 ripe mangos (peeled and seeded), 2 cups of plain yogurt, 4 ice cubes. Add milk and honey to taste.	15	16	
17	18	19 Supply colored pom poms, and a sorting tray. Give each child a pair of chop sticks and encourage them to separate the pom poms by color using the chopsticks to pick them up	20	21 Create blank booklets of stapled paper. Supply a variety of stamps and ink pads for the children to create their own passports	22 Paint on rocks with colorful paints to create Australian cave paintings	23	
24	25 Create Japanese Kites– Cut out card board paper in the shapes of kites. Encourage the children to decorate with markers, crayons, paint, glitter and fabric. Hole punch and add ribbon to the bottom. Bring the kites outside on a walk to fly in the air	26	27 Sing Disney's- It's A Small World (After All)	28 Add African wild animals and greenery to the water table for exploration	29 Add small rakes, shovels, rocks, twigs and wood pieces to the sand table to create a Japanese Garden	30	
31	<b>ATTENDANCE RECORDS ARE DUE:</b> <b>~ JULY 22 / 2011 ~</b>					*Cariwest Festival– August 6 - 8 Heritage Days– July 30 – August 1	

